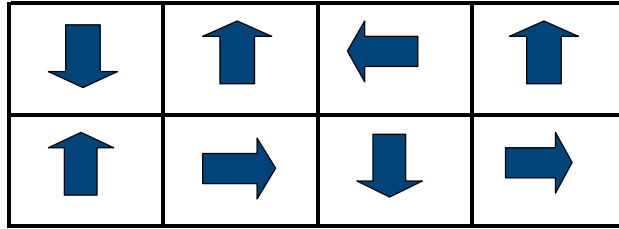
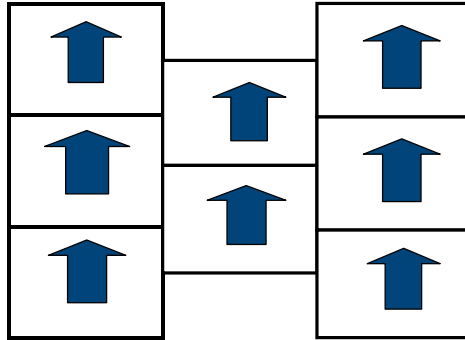


# InterfaceNZ CARPET TILE INSTALLATION METHODS

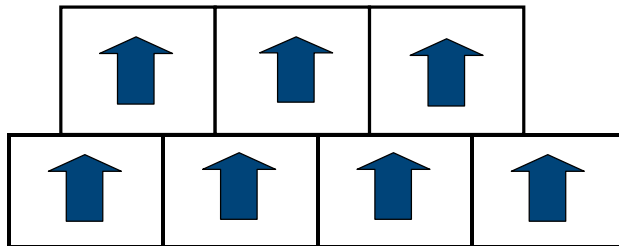
## RANDOM



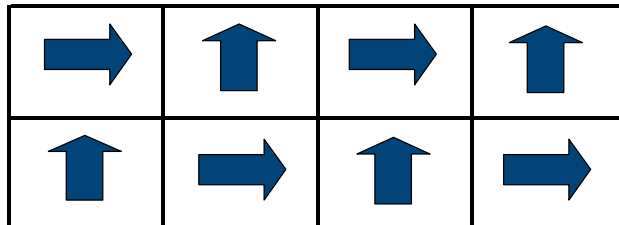
## ASHLAR



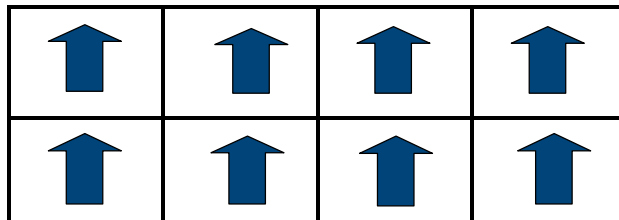
## BRICK



## QUARTER TURN



## DIRECTIONAL (POINT TO POINT)



1. Always use Inter-Tac adhesive. Buy through Gilt Edge.

2. Back of tile arrows show direction

3. Random tiles should have less than 2% waste

4. Always leave spare tiles for customer future repairs.

5. Always install according to AS/NZ standard 2455-1995